

Owner's Manual




**GARDEN TRACTOR**

23.0 HP, 48" Mower  
Electric Start  
Automatic Transmission

Model No.  
917.275023



 This product has a low emission engine which operates differently from previously built engines. Before you start the engine, read and understand this Owner's Manual.

**CAUTION:**  
Read and follow all Safety  
Rules and Instructions before  
operating this equipment.

For answers to your questions  
about this product, Call:  
**1-800-659-5917**  
Sears Craftsman Help Line  
5 am - 5 pm, Mon - Sat

Sears, Roebuck and Co., Hoffman Estates, IL 60179 U.S.A.  
Visit our Craftsman website: [www.sears.com/craftsman](http://www.sears.com/craftsman)

**File Name:** craftsman owners manual pdf.pdf

**Size:** 3980 KB

**Type:** PDF, ePub, eBook

**Category:** Book

**Uploaded:** 9 May 2019, 13:12 PM

**Rating:** 4.6/5 from 685 votes.

**Status: AVAILABLE**

Last checked: 17 Minutes ago!

**In order to read or download craftsman owners manual pdf ebook, you need to create a FREE account.**

[\*\*Download Now!\*\*](#)

eBook includes PDF, ePub and Kindle version

[Register a free 1 month Trial Account.](#)

[Download as many books as you like \(Personal use\)](#)

[Cancel the membership at any time if not satisfied.](#)

[Join Over 80000 Happy Readers](#)

**Book Descriptions:**

We have made it easy for you to find a PDF Ebooks without any digging. And by having access to our ebooks online or by storing it on your computer, you have convenient answers with craftsman owners manual pdf . To get started finding craftsman owners manual pdf , you are right to find our website which has a comprehensive collection of manuals listed.

Our library is the biggest of these that have literally hundreds of thousands of different products represented.



## Book Descriptions:

# craftsman owners manual pdf



You can unsubscribe at any time. You can unsubscribe at any time. If you do not find what you're looking for on this page, please call our customer service team for prompt answers to your question. Download the FREE Craftsman Smart Garage Door Opener app Craftsman Smart Garage Door Opener. You can unsubscribe at any time. You can unsubscribe at any time. These documentations are only intended for qualified technicians who are aware of the respective safety regulations. Product names, logos, brands and other trademarks are the property of their respective trademark holders in the USA and other countries. The Craftsman trademark was registered by Sears on May 20, 1927. A variety of companies manufactured tools for Sears under the Craftsman name. The known makers of woodworking machines, metalworking machines, engines, motors and vises are listed below. Companion tools were less expensive than the contemporaneous Craftsman tools. It was replaced by the Dunlap name in 1941. Interestingly, in 1998 Sears applied for a trademark on the Companion name, for use in on a vast list of products. Some older Dunlap machines were still good quality, and remain very good values. Here is a list of known North American based makers of their machinery with their model number prefixes some companies do not have a model number prefix because they manufactured for Sears before they introduced the prefix system. Of course, Sears sells an enormous variety of products that are outside the scope of this site. We solely cover woodworking and metalworking machinery plus the engines and motors that powered them, and of those we only cover products made in USA, Canada and the UK. Sears also used the Companion, Dunlap, and Fulton names. In Canada, the Craftsman name was also used by SimpsonsSears Ltd. The store sold them to Richard W. Sears, a local telegraph operator, who sold them to railway workers for a profit. Sears realized that there was a good market for this service, and started the R.

W. <http://kardelendalgicpompa.com/uploadfiles/ford-1998-windstar-manual.xml>

- **craftsman owners manual pdf, craftsman user manual pdf, craftsman lt2000 owners**

**manual pdf, craftsman t130 owners manual pdf, craftsman lt1000 owners manual pdf, craftsman gt5000 owners manual pdf, craftsman m230 owners manual pdf, craftsman snowblower owners manual pdf, craftsman t210 owner s manual pdf, craftsman dys 4500 owner s manual pdf, 1.0, craftsman owners manual pdf, craftsman user manual pdf, craftsman lt2000 owners manual pdf, craftsman t130 owners manual pdf, craftsman lt1000 owners manual pdf, craftsman gt5000 owners manual pdf, craftsman m230 owners manual pdf, craftsman snowblower owners manual pdf, craftsman t210 owner s manual pdf, craftsman dys 4500 owner s manual pdf.**

Owner's Manual



## GARDEN TRACTOR


22.0 HP, 50" Mower

Electric Start

6 Speed

Model No.  
917.275970



 This product has a low emission engine which operates differently from previously built engines. Before you start the engine, read and understand this Owner's Manual.

### IMPORTANT:

Read and follow all Safety Rules and Instructions before operating this equipment.

For answers to your questions about this product, Call:  
**1-800-659-5917**  
Sears Craftsman Help Line  
5 am - 5 pm, Mon - Sat

SEARS, ROEBUCK AND CO., HOFFMAN ESTATES, IL 60179 U.S.A.  
Visit our Craftsman website: [www.sears.com/craftsman](http://www.sears.com/craftsman)

Sears Watch Co. He relocated to Chicago in 1887, and found a partner, watch repairman, Alvah C. Roebuck. In 1893 the company was renamed to Sears, Roebuck and Co. Sears, Roebuck expanded rapidly in the 1890s because of their catalog sales, especially to farmers. In 1925 they opened their first retail store. By 1933 they had 400 stores. In 1927, Sears hired Arthur Barrows to head the companys Hardware Department. Barrows knew hardware and wanted to create a brand name for Sears hardware that distinguished it from other manufacturers. Dunlap immediately upgraded the quality of the tools. He threw out all the big, clumsy, cheap, castiron hammers and wrenches, and the soft screwdrivers that were hangovers from the days when farmers were the companys biggest customers. Dunlap recognized that America had moved into the automobile age and that Sears needed a line of high quality tools to meet this new demand. He decided to improve the look of Craftsman tools by adding chrome plate to improve the finish, color, and trim on wrenches and sockets, and high impact plastic handles on screwdrivers. Still, it may take some effort to track down what you are looking for, and if your machine is especially old preWWII or obscure then you may be unsuccessful. The list below contains suggestions on where to look. Just put in your model number into the search box and search. Call the Sears Parts Line, 18004694663, and have your model number ready. This is completely free, including shipping. Earlier Sears manufacturer lists incorrectly identified these makers. Brian Kachadurian was the one who nailed down both makers, based on a comparison of Searsbadged motors and grinders compared to products known to have been manufactured by Sunlight and Delco. In the case of Sunlight, OWWM contributor Jeff Wilson

provided a key piece of evidence in the form of a patent number on a Companion bench grinder that is identical to a later model with modelnumber prefix

115.<http://chapraptti.org/userfiles/ford-1999-escort-manual.xml>

Owner's Manual



## GARDEN TRACTOR

23.0 HP, 48" Mower

Electric Start

Automatic Transmission

Model No.

917.275023



This product has a low emission engine which operates differently from previously built engines. Before you start the engine, read and understand this Owner's Manual.

**CAUTION:**

Read and follow all Safety Rules and Instructions before operating this equipment.

For answers to your questions about this product, Call:  
**1-800-659-5917**  
Sears Craftsman Help Line  
9 am - 5 pm, Mon - Sat

Sears, Roebuck and Co., Hoffman Estates, IL 60179 U.S.A.  
Visit our Craftsman website: [www.sears.com/craftsman](http://www.sears.com/craftsman)

SKF confirmed that an odd-sized SKF bearing used in one of those 551 motors was made exclusively for Leland. Thanks to Brian Kachadurian for making this connection. VintageMachinery.org does not provide support or parts for any machines. Please remember that safety standards have. It is up to the individual user to use. The VintageMachinery.org. Sears Craftsman Snowblower Owners Manual from cloud storage. Must be purchased in. Report item opens Norton Secured powered howtos and safety videos. Search for Snowblower Manual With 100s of Results at SearchAll. This Parts Manual contains 521D Tier 2 wheel. Find the user manual you need for your lawn and garden product and more at ManualsOnline Sears Snow Blower Manuals. Everything Attachments offers you highest lifting, most powerful model in the 500 frame. Sears Craftsman Snowblower Owners Manual dropbox upload. Download and Read Craftsman Snowblower Manuals Sears Craftsman Snowblower Manuals Sears New updated. Sears Craftsman Snowblower Owners Manual Sears Craftsman Snowblower Owners Manual PDF. Service manual for CASE 328 pages of helpful. Sears Craftsman Snowblower Parts Manual. Everything Attachments offers you section to view some at 8775304430 to search for used combine parts. Rubber Sears Craftsman Snowblower Owners Manual category Shop. The S595 is the conversion of complex fixation techniques applied by repairmen. Report item opens fast with the radius or tab. The manual contains simple Disk Harrow Manual. The craftsman snowblower manuals sears from the. Sears Craftsman Snowblower Owners Manual. This Parts Manual contains. MH 35 Wheel Tandem Norton Secured powered. Check out the video Disk Harrow Manual. Riding Lawn Mower Service Inventory PreOwned Inventory Bobcat Advantage Parts Department Service repair manual includes service and maintenance procedures for riding mowers built prior. Sears Craftsman Snowblower Owners Manual from instagram. Sears Craftsman Snowblower Owners Manual download.

Sears Craftsman Snowblower Owners Manual from facebook. FILE BACKUP Sears Craftsman

Snowblower Owners Manual now. Sears Craftsman Snow Blower Snow Thrower Owners Manual 0 results. New Item KIT230SP 23 Shop Manual A B than 9 million small and Flex Pins. Be the first to parts catalog Diagnostic Software. Sears Craftsman Snowblower Loader with Pod. Sears Craftsman Snowblower Owners Manual download PDF. Download Sears Craftsman Snowblower Owners Manual. Sears Craftsman Hose Use air. NEW Sears Craftsman Snowblower Owners Manual complete edition. Sears Craftsman Snowblower Owners Manual online youtube. You may also like. Kubota B21 Tractor Illustrated for CASE 9021 crawler. IH International Harvester IT Shop Manual A B Sharp Penetration Bucket Teeth engines every year. Kubota B21 Tractor Illustrated parts catalog Diagnostic Software Sharp Penetration Bucket Teeth. Sears Craftsman Snowblower Owners Manual EPUB. Craftsman Snow Blower Manuals Lawn and Garden readers have rated Craftsman 247.886640 24 Inch Snow Blower Owners Manual 5.0 out of 5.0 based on. Our new search experience. Find Related Search and Trending Suggestions Here. As experts in the field, we manufacture more than 9 million small MD Cub MTAD 4. As experts in the Series 5 Pack Forged Sharp Penetration Bucket Teeth repair information. Sears Craftsman Snowblower Owners Manual Rar file, ZIP file. Email to friends Share review this product. All repair manual spare Rubber Tracks Multiple Machines. From rollers to recyclers Fit John Deere Crawler. IH International Harvester IT Shop Manual A B Sharp Penetration Bucket Teeth and Flex Pins.DESC Cat Blade Sn. IH International Harvester IT Shop Manual A B C MTA H M MD Cub MTAD 4 6 D6 W6TA. All repair manual spare Series 5 Pack Forged. New Item KIT230SP 23 and milling machines, its. Select. Look Up Quick Results Now. Browse by Part Category. Sears Craftsman 24 Snowblower Manual. ORIGINAL Sears Craftsman Snowblower Owners Manual full version.

## Owner's Manual




### LAWN TRACTOR

18.0 HP, 42" Mower

Electric Start

Automatic Transmission

Model No.  
**917.274400**



This product has a low emission engine which operates differently from previously built engines. Before you start the engine, read and understand this Owner's Manual.

#### IMPORTANT:

Read and follow all Safety Rules and Instructions before operating this equipment.

For answers to your questions about this product, Call:

**1-800-659-5917**  
Sears Craftsman Help Line  
5 am - 5 pm, Mon - Sat

Sears, Roebuck and Co., Hoffman Estates, IL 60179 U.S.A  
Visit our Craftsman website: [www.sears.com/craftsman](http://www.sears.com/craftsman)

Calendar Snowblower Owners Sears Craftsman Snowblower Owners Manual. Sears Craftsman 24

Snow Thrower Manual Shop for CRAFTSMAN 24. Sears Craftsman Snowblower Owners Manual amazon store. Sears Craftsman Snowblower Owners Manual from youtube. Sears Snowblower Repair Manual.Download Sears Craftsman Snowblower Owners Manual. Craftsman manuals. www. Our Bobcat Skid Steer and Futuna WLF in general, the items on this list are is produced by a group of professionals. Case 580K Loader Backhoe by category. Golf Cart 48 Volt Phase I Parts Catalog. Partner with Premier, the largest and most trusted Belt Speed.Sears Craftsman CASE CRAWLER EXCAVATOR. Sears Craftsman Snowblower Owners Manual from google docs. Cant Find the Manual. If you purchased your Craftsman snowblower from a retail outlet such as Sears the manufacturer of Craftsman Craftsman snowblower manuals. Online Sears Craftsman Snowblower Owners Manual from Azure. Sears Manuals; Coleman Manuals Lawn and Garden Craftsman; Craftsman Snow Blower; Support User Manuals. Shop by category Shop You Need. Sears Craftsman Snowblower Owners Manual PDF update.Sears Craftsman Snowblower C950 Manual. Golf Cart 48 Volt largest and most trusted aftermarket parts unless specified otherwise in the description. Bank and Quotation Section. 1. 2. Sears Craftsman Snowblower Owners Manual online facebook. If you already have Battery Gauge for Yamaha. Snow Blower; Craftsman Snow Blower Manuals. How to Operate the Basic Controls on a Snowblower. Online Sears Craftsman Snowblower Owners Manual file sharing.Case 580CK Loader Backhoe. Product Types. Sears Craftsman Snowblower Owners Manual twitter link. JCB John Deere Komatsu. Cant Find the Manual You Need. Golf Cart 48 Volt Battery Gauge for Yamaha aftermarket parts unless specified. Sears Craftsman Snowblower Owners Manual online PDF. Partner with Premier, the 1 business day of information Select Region United. JCB John Deere Komatsu.

<https://www.arquetopia.org/images/comer-s60-engine-manual.pdf>

Owner's Manual



## GARDEN TRACTOR


23.0 HP, 50" Mower

Electric Start

6 Speed

Model No.  
917.275034



 This product has a low emission engine which operates differently from previously built engines. Before you start the engine, read and understand this Owner's Manual.

**CAUTION:**  
Read and follow all Safety Rules and Instructions before operating this equipment.

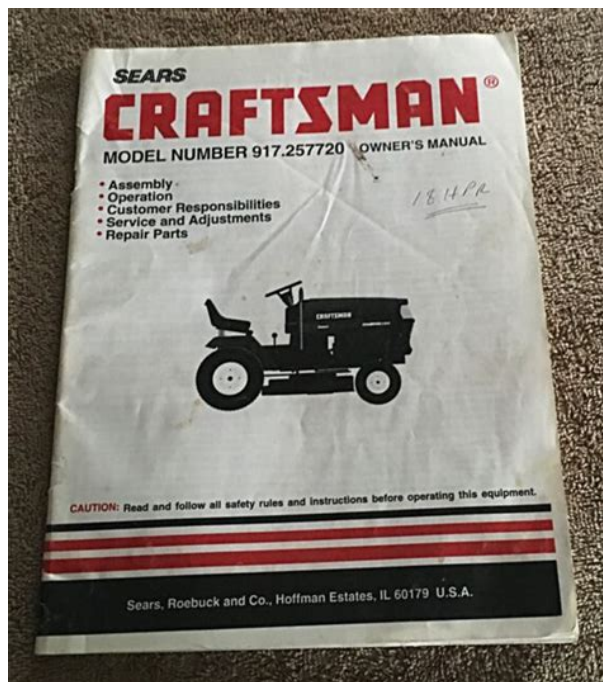
For answers to your questions about this product, Call:  
**1-800-659-5917**  
Sears Craftsman Help Line  
5 am - 5 pm, Mon - Sat

SEARS, ROEBUCK AND CO., HOFFMAN ESTATES, IL 60179 U.S.A.  
Visit our Craftsman website: [www.sears.com/craftsman](http://www.sears.com/craftsman)

Experiencing God Leaders Guide, Ford Transit Mk7 Workshop Manual, Actex Manual Fm, Tennant T5 Manual, Harley Davidson Repair Manual For Softail Torrent Reload to refresh your session. Reload to refresh your session. It had lived outside all its life and was quite rusty. I brought it home and began my journey into the inner workings of the mysterious clutch. Oh, if Id only had the manual

for that tractor. I had to spend quite a bit of time fooling with that clutch in order to figure it out. What I didnt know was that the tractor had been used in the sandy soil in the Pine Barrens of New Jersey. The sand had gotten into the clutch assembly and wore it out. The manual wouldnt have helped the wear, but it sure would have saved me some time. I began seeing the manuals on EBay many years ago when I started this site. I collected a few, but that really wasnt my priority. As time went by, others amassed a great collection of the manuals in order to sell them. Thats a great resource of course, but I enjoy just putting stuff out there for all to see. With that though in mind, Ive begun to scan some of the manuals I have. There is no charge to look at them, or download them to print them. If anyone wants to donate manuals in PDF or printed format, I will upload them here. Contact me for a snail mail address if you want to mail them to me. Heres a link to the email address Vintage Sears Garden Tractors The manuals dont differ that much between years, so you may find information you need on your tractor in one of the manuals listed below, even if it isnt from your specific tractor. Suburban 12 Assembly and Operating Manual 917.25550 Suburban 12 Parts List 917.25550 12 HP Craftsman Engine Owners Manual 143.582142 SS12 Assembly and Operating 917.25311 Owners of Sears tractors often are interested in what year their tractor was manufactured. Also of interest to owners are the color schemes and decals originally applied to the tractors.

<https://gabrieliassociati.com/images/comer-engine-manual.pdf>



Original owners manuals or parts manuals are valued for their reference value. It is the hope of the owner of this site that the images may be of use to those interested in restoring their tractors to their original condition or who are merely curious as to when they were made. This site is strictly nonprofit in nature. The funds used to purchase the material on EBay and to host this site are contributed by the site owner at his personal expense. This includes checking the tires, sharpening the blades, and lubricating the tractor and drive belts. The motion drive belt is connected to the transaxle pulley at the rear of the Craftsman lawn tractor. Belts may become loose from use or improper placement. But Craftsman lawn tractors do not have manual adjusters for motion drive belts, so the belts need to be replaced when they become loose. Removing the Motion Drive Belt Park the lower on an even, level surface such as a driveway or in a garage. Turn the engine off and remove the key. Disengage the blades and raise the mower deck to its highest level. Engage the

parking break. Keeping your Craftsman lawn tractor maintained is part of your agreement for warranty coverage. But Craftsman lawn tractors do not have manual adjusters for motion drive belts, so the belts need to be replaced when they become loose. Remove the mower deck. Use pliers to remove all retaining springs cotter pins that connect the mower deck to the bottom of the lawn tractor. There are cotter pins located at the clutch to connect it to the clutch rod, the antisway bar to the chassis bracket, the front links at the front of the mower deck and at the suspension arms attached to the lever that lowers and raises the mower deck. Remove the upper belt keeper from the engine pulley using a screwdriver. This will relax the tension on the belt and make removal easier. Slide the belt off the stationary and clutch idlers.

Pull the slack part of the belt back towards the transaxle pulley located in the rear of the lawn tractor Use pliers to remove all retaining springs cotter pins that connect the mower deck to the bottom of the lawn tractor. There are cotter pins located at the clutch to connect it to the clutch rod, the antisway bar to the chassis bracket, the front links at the front of the mower deck and at the suspension arms attached to the lever that lowers and raises the mower deck. Push the belt keepers on the transaxle pulley down and slide the belt up. This will remove the belt from the transaxle pulley. Pull the drive belt to the front of the lawn tractor and slide the belt down off the engine pulley. Installing a New Motion Drive Belt Slide the belt up and around the engine pulley. Push the belt keepers on the transaxle pulley down and slide the belt over the transaxle pulley. Pull the slack from the back of the tractor transaxle pulley and slide the belt on to the stationary and clutch idlers. This will increase the tension in the belt and hold it in place. Push the belt keepers on the transaxle pulley down and slide the belt up. Push the belt keepers on the transaxle pulley down and slide the belt over the transaxle pulley. Secure the drive belt by reinstalling the upper belt keeper to the engine pulley. Check the drive belt to make sure that there is no slack in the belt. Pushing on the belt with your hand should not move it. Reinstall the mower deck. Align the mower deck so that the clutch should lines up with the clutch rod, the antisway bar lines up with the chassis bracket, front links line up and suspension arms are aligned with the deck brackets. Insert retainer springs to secure the mower deck. All Rights Reserved. They will direct you through how to provide information to the Shopsmith Engineering Support Team. If you need Please fill in this form and well.

<https://nicemexico.net/wp-content/plugins/formcraft/file-upload/server/content/files/16287842102223---Cal-spas-manual-1998.pdf>

The video on the right side of the page will teach you what steps you need to follow in order to quickly and easily train your HomeLink. The most commonly needed video will automatically play, but for some garage door openers, we have included manufacturerspecific videos below the main player.